

art  
et  
al.

Art et al.

Peer to Peer 13

Artists Hena and Gabi  
working together



easy  
read

This is an Easy Read resource about  
Art et al.'s Peer to Peer 13

# Contents Page

What is a Peer to Peer collaboration?

**1**

Who were the people involved?

**3**

What happened during the collaboration?

**4**

What were the outcomes?

**6**


What were the thoughts of those involved?

**8**

Contact Art et al.

**9**

# What is a Peer to Peer collaboration?



A Peer to Peer collaboration is where 2 artists chat, and work together, to make new artworks



**X 3**

The 2 artists work together for up to 3 months altogether



**OR**



The artists can meet, chat and share ideas and art over Zoom. Or they can send short videos to each other over email



**OR ?**

They can make new artwork by themselves, using any material that they like



Or they can make new artwork together, so they work on the same piece of artwork

## What is a Peer to Peer collaboration?



**X 3? X 4?  
X 10?**

The outcome of the collaboration is left open. This means it can be any amount of work, made in any medium, and made at any scale



One artist will usually be working out of a supported studio.

By this we mean a creative space for individuals with specific health or social needs that supports the different art practices of each artist

## Who were the people involved?



For the 13th collaboration, Art et al. worked with Australian disabled artist Hena.



Hena works in a lot of ways including painting, drawing and printing.

He is inspired by many things too, like everyday life, mystery and landscape.



Art et al. paired Hena with Swiss artist Gabi.




Gabi likes to combine art and design together to make sculptures.

She works a lot with ceramics and sometimes adds lightbulbs to her work - so her sculptures can also be a lamp! See the photo here as an example.

## What happened during the collaboration?



Hena and Gabi met on Zoom a few times to decide on a project idea.



For the collaboration they were inspired by a picture of the Western Australia landscape (seen here on the left), and by a print made by Hena (seen here on the right).



Gabi made some ceramic sculptures inspired by these 2 things. Hena then gave his ideas about what colours and shapes should be painted onto the sculptures.

Here is one. It is titled 'Warrior'.



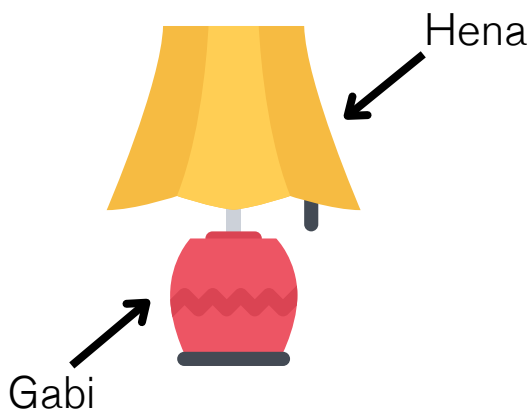
For the other, Gabi also added a lightbulb.

It is titled 'Loch Ness Monster Mountain'.

## What happened during the collaboration?



Hena also made some drawings inspired by the sculptures. Here is an example of one.



For the final artwork of the collaboration, Hena and Gabi wanted to make a lamp together.

Gabi would make the base.  
Hena would make the lamp shade.

You can see more about this Peer to Peer collaboration, and how they worked together here:

[artetal.org/peer-to-peer/collab-13](http://artetal.org/peer-to-peer/collab-13)



## What were the outcomes?

Here are some images of the ceramics and drawings made.  
Also images of the lamp base and lamp shade.





What were the outcomes?



## What were the thoughts of those involved?

I thought  
that...



Hena said, "The collaboration was a joy."

I thought  
that...



Gabi said, "The collaboration with Hena was inspiring and pushed me to find new forms. It was great to see how the dimensions moved back and forth from 2D to 3D in this dialogue."

I think that's kind of opened up my mind to experimenting with a more decorative space in my practice as well."


# Contact Us



If you have questions about Art et al. or want to know more about the Peer to Peer collaborations, you can contact us using the information below.



Website: [www.artetal.org](http://www.artetal.org)



Email: [info@artetal.org](mailto:info@artetal.org)



Instagram: [@art.etal](https://www.instagram.com/art.etal)



Twitter: [@art\\_etal](https://twitter.com/art_etal)